

STUDY SKILLS & TEST TAKING STRATEGIES

Parent Empowerment Conference
Presentation by Joshua Greene
Andrew P. Hill High School
September, 2018

STUDY SKILLS

How to provide support
as a parent

BECOME INFORMED-SCHOOLOOP

GRADES

DASHBOARD

 [Print View](#)

9/17/12 9:04 A.M.

[Hide Grades](#)

Course:	Summary Grade:	Trend (+/-):	# of Zeros:	
Forensics	D+	69.73% (-16.52%)	2	Progress Report
P-ENGLISH 4	B	83.08% (-7.85%)	0	Progress Report
YEARBOOK 1-2	B-	82.14% (-18.96%)	1	Progress Report
P-SCULPTURE 1	A-	91.25% (-0%)	0	Progress Report
INT CUISINE 1	A+	107.36% (-39.69%)	0	Progress Report
P-AMERICAN GOVT	A	94.08% (+1.67%)	0	Progress Report

Course:	Summary Grade:	Trend (+/-):	# of Zeros:	
Forensics	D+	69.73% (--16.52%)	2	Progress Report



CLICK ON PROGRESS REPORT FOR DETAILED INFORMATION

Forensics: Dries, Jason

Grade: **D+** Score: **69.73%** Grade Last Published: **9/17/12 7:17 AM**

Category:	Due Date: ▼	Assignment:	Score:	Percent:
Laboratory	8/14/12	Look and Record	60	60 / 94.0 = 63.83%
Participation	8/17/12	Notebook Done	10	10 / 10.0 = 100%
Homework	8/20/12	Green Sheet	20	20 / 20.0 = 100%
Homework	8/24/12	Ch. 1 Questions	92	92 / 87.0 = 105.75%
Laboratory	9/3/12	Face!	0	0 / 25.0 = 0%
Laboratory	9/4/12	Face 2!	0	0 / 25.0 = 0%

SCORE PER CATEGORY

Category:	Score:
Homework	104.67%
Laboratory	41.67%
Participation	100%

GRADE SCALE

A+ = 97%	B- = 80%
A = 93%	C+ = 77%
A- = 90%	C = 73%
B+ = 87%	C- = 70%
B = 83%	D+ = 67%

Communicate

LEARNING MANAGEMENT TEAM

New Message

Parents:

None registered!

Other Members:

[Join Team](#)

?

No one is tracking this student

Teachers

Teacher:

Course:

✉ Dries, Jason	2: Forensics
✉ BOLSTER, Tricia	3: P-ENGLISH 4
✉ PEREIRA, DIANE	4: YEARBOOK 1-2
✉ RUBAY, N.	5: P-SCULPTURE 1
✉ ESTRADA, L.	6: INT CUISINE 1
✉ ROMERO, PAUL	7: P-AMERICAN GOVT

Current Assignments

	Title:	Courses	Due: ▼
Due	TB pg 116 #3-12, 16, 21, 23-24	P-GEOMETRY Period 5	9/17/12
Due	Me gusta poster presentation	P-SPANISH 1 Period 3	9/17/12
Due	Megusta poster project/presentation due on Monday. You may not read from your poster. It should be pictures. (20 points) Also copy p. 70 (t) for h.w.	P-SPANISH 1 Period 3	9/17/12
New	9-18 tutorial	AVID 2 Period 6	9/18/12
New	chpt 4 quiz LOTF	P-ENGLISH 2 Period 1	9/18/12
New	#4 vocab test LOTF	P-ENGLISH 2 Period 1	9/19/12

Monday

9/17/12

P-SPANISH 1	Megusta poster project/presentation due on Monday. You may not read from your poster. It should be pictures. (20 points) Also copy p. 70 (t) for h.w.	Homework
P-GEOMETRY	TB pg 116 #3-12, 16, 21, 23-24	Homework
P-SPANISH 1	Me gusta poster presentation	Project

Tuesday

9/18/12

P-ENGLISH 2	chpt 4 quiz LOTF	Assignment
AVID 2	9-18 tutorial	Assignment

IT'S TIME TO GET IN THE "LOOP"



- Contact Teachers
- View assignments
- View your son/daughter's grades
- Check attendance

Here's how to join School Loop:


Password

Login Register Now

Click here for:

Parent Registration

1. Go to website listed on previous slide
2. Click "Register Now!"
3. Click "Parent Registration"
4. Fill out the form and click "Register"; make sure you have the student's ID number.
5. For security purposes, verify your child's initials.

 This is **parent** registration. Additional students? Add them

1

Your First Name

Your Last Name

Choose a Login Name

Email Address (always kept private)

Phone number

Student ID Number

If you have more than one child in the school, register for one student first. You can add others after you finish registering for the first student.

Please use your real name: School Loop is safe and secure because all members publish in their own names. All information you provide is kept private, especially your email address.

Schoollloop Websites

Andrew Hill	<u>http://ahhs.schoolloop.com/</u>
Evergreen Valley	<u>http://evhs.schoolloop.com/</u>
Independence	<u>http://ihs.schoolloop.com/</u>
James Lick	<u>http://jlhs.schoolloop.com/</u>
Mt. Pleasant	<u>http://mphs.schoolloop.com/</u>
Oak Grove	<u>http://oghs.schoolloop.com/</u>
Piedmont Hills	<u>http://phhs.schoolloop.com/</u>
Santa Teresa	<u>http://sths.schoolloop.com/</u>
Silver Creek	<u>http://schs.schoolloop.com/</u>
Overfelt	<u>http://wcohs.schoolloop.com/</u>
Yerba Buena	<u>http://ybhs.schoolloop.com/</u>

HELP YOUR CHILD BECOME ORGANIZED

➤ Binder

- Success in school starts with organization. Sadly, I can often predict a student's grade by the appearance of their materials.

➤ Agenda

- Have your child get into the habit of writing down all assignments, appointments, and other important events. This will teach responsibility.

➤ Priority List

- Nightly- make a list of every assignment and their due date
- Next, have them go through and prioritize the items.
 - Example, #1 (or A) will be listed next to an assignment that is due the following day with a high point value.
 - Obviously, start with priority A or # 1 on your list.

TRICKS

- Use a kitchen timer. 30 minutes of work = 10 minute break
Adjust the time to fit the needs of your child
- Assuming they are both top priority items, have them start with the subject they like least. Their minds are fresh and they will be more likely to continue working once they get to the subject they enjoy.
- Many assignments do NOT require the internet. Study time should most often occur away from the computer/cell phone. You can unplug the internet if word processing is needed or have a homework computer that has parental blocks.



BUT I DON'T HAVE HOMEWORK!!

Do you have this fight every night?

- ◉ Mandatory study time every day
- ◉ Ideally the same time of day (make it a routine)
- ◉ Don't forget breaks
- ◉ Choose a quiet spot
- ◉ Be cautious of computer use
- ◉ Lead by example (everyone working on chores)
 - Have a no television time of day.
- ◉ No homework = study time

Remember Schoolloop is your friend!

KNOW WHEN IT'S NOT WORKING

- ◉ Let them earn their independence by showing they can improve their grades on their own. Some students rebel against too much involvement and their grades suffer.
- ◉ It's ok to let another adult give it a try. Perhaps a sibling or aunt/uncle can have more success allowing you to salvage your relationship with your child but stay involved in their life.
- ◉ Work on your relationship. Have a scheduled time each week that you spend together where talking about grades is off limits.



- ◉ Praise
- ◉ Boost their confidence
- ◉ Offer your support (team effort)

Set yourself up for success by starting out the conversation the right way!!

Reward their improvements. Have them earn privileges vs. taking them away.

STUDY SKILLS

- ◉ Starts with being attentive in class and taking good notes.
 - Cornell Notes
 - Take notes every few pages when you read
- ◉ Review your notes often (not just right before an exam)
- ◉ Create flashcards for basic facts/vocabulary
- ◉ Create a graphic organizer
- ◉ Check for understanding when reading: Do assignments/quiz at the end of the chapter
- ◉ Use a highlighter, sticky notes, etc. to identify key concepts
- ◉ Have them teach you

CORNELL NOTES

Cues

- * Main ideas
- * Questions that connect points
- * Diagrams
- * Prompts to help you study

WHEN:
After class
during review

Notes

- * Record the lecture here, using
 - * Concise sentences
 - * Shorthand symbols
 - * Abbreviations
 - * Lists
- * Skip lots of space between points

WHEN:
During class

Summary

WHEN:
After class during review

- * Top level main ideas
- * For quick reference

2"

October 3

Types of Leadership Theory

Pg. 127

Cue Column

MASLOW

- Self-actualization
- Esteem
- Social
- Security
- Physiological

Pg. 122

Why do some believe in Theory X and others Theory Y?

Motivational Theories -

- Explain how human relations affect motivation.

Note-Taking Area

Maslow's Hierarchy of needs (motivational theory)

1. Physiological Needs - survival, food, shelter
2. Security Needs - stability and protection
3. Social Needs - friendship and companions
4. Esteem Needs - status and recognition
5. Self-Actualization - self-fulfillment

- * Developed By Abraham Maslow
- * Must meet lower needs first.

Theory X -

holds that people are naturally irresponsible.

Theory Y -

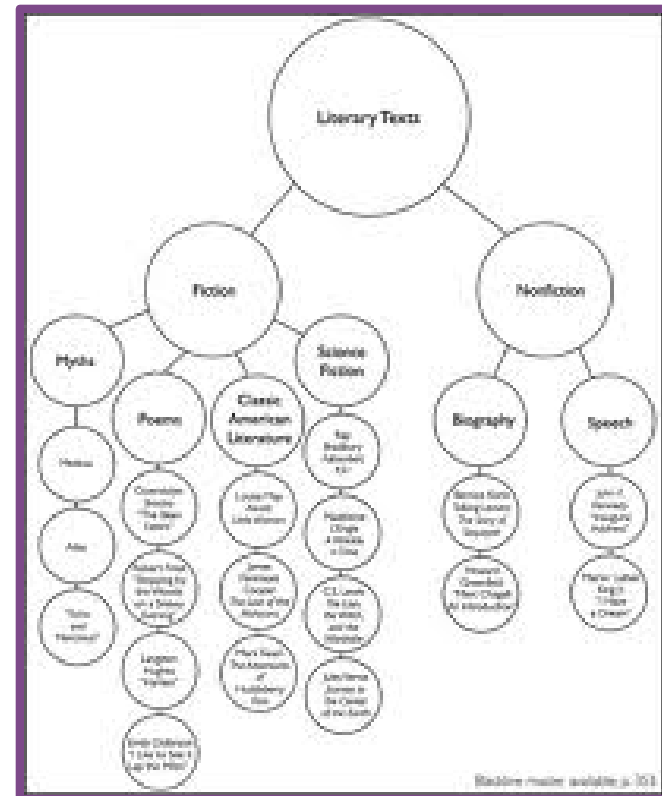
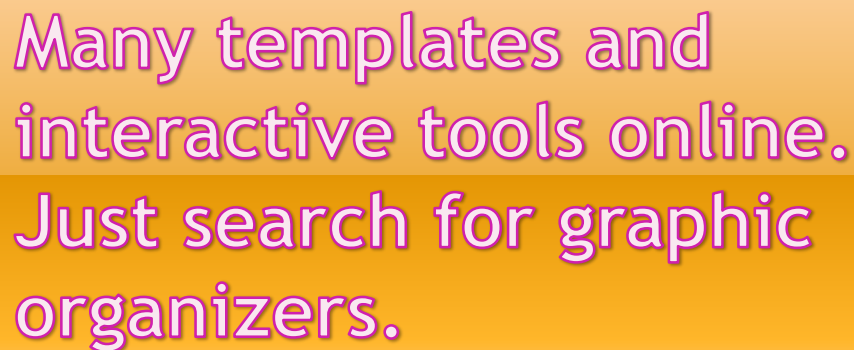
holds that people are naturally self-motivated and responsible.

- * Developed by Douglas McGregor
- * What type of leader you are is determined by which theory you believe in.

Summary Area

Motivational theories explain how and why people are motivated. 2 motivational theories are Maslow's hierarchy of needs and Theory X and Y

Compare and contrast



ATTEND TUTORING



Tutoring

General Tutoring

Monday	Homework Center (all subject areas & higher-level math)	Library
Wednesday	Homework Center (all subject areas & higher-level math)	Library

Spanish Tutoring

Monday	Spanish	P-06	3:05
Wednesday	Spanish	P-06	3:05

Math Tutoring

Monday	Algebra 1, Geometry, and Algebra 2	E-14	2:05 to 4:30 p.m.
Tuesday	Algebra 1, Geometry, and Algebra 2	D-04	2:15 to 4:30 p.m.
Wednesday	Algebra 1, Geometry, and Algebra 2	D-29	3:05 to 4:30 p.m.

***Math Analysis, AP Statistics, AP Calculus AB, and AP Calculus BC students are encouraged to attend the Homework Center for math support

Business Tutoring

Tuesday	Business Tutoring	F-01 and/or F-28	2:05 to 4:00 p.m.
Thursday	Business Tutoring	F-01 and/or F-28	2:05 to 4:00 p.m.

***The F-01 Computer Lab is open to business students from 7:00-8:10 a.m. on a daily basis

CAUTION!! This is just an example from Piedmont. Contact your school's Guidance Office

Hotmath.com

Stuck on a math problem? Go to Hotmath.com (<http://hotmath.com/>) for step-by-step solutions and answers to all of the odd numbered questions in your math book. Every math level is featured on this website. Simply visit the site, log in using password **phhs132**, find your textbook by subject, and enter your page and problem number.

KHAN
ACADEMY

Need assistance after you have already gone home for the evening?
<http://www.khanacademy.org/>
1000+ videos on YouTube covering various subjects (predominantly math and science)

WHAT IF THEIR EFFORTS AREN'T PRODUCING RESULTS

- ◉ Look for subtle improvements in their percentage. A 59% “F” is an improvement over a 20% “F”. Your efforts are producing improvement.
- ◉ It took time for their grade to drop, it will take time for it to raise (think of it like a diet).
- ◉ Communicate with the teacher for more advice, information, and suggestions.
- ◉ Contact their counselor if the problem persists, impacts multiple classes, and/or has been an issue throughout their educational career.

HAVE A HEART-TO-HEART

Not feeling motivated?

- ◉ Help them identify goals
 - www.cacareerzone.org (reality check)
- ◉ Consider career exploration so they see the bigger picture.
- ◉ Visit colleges.
- ◉ Have them interview someone in the field they wish to pursue.

Health (mental or physical) interfering with learning?

- ◉ Consider counseling
- ◉ Request a physical with their pediatrician and discuss your concerns.

NEED HEALTH INSURANCE

Call the Medi-Cal for Children toll-free number: 1-888-747-1222

DON'T GIVE UP!
GET CREATIVE
YOU KNOW YOUR CHILD BEST

TEST-TAKING STRATEGIES

Tips to present to your child

BEFORE THE TEST

- ◉ Success on a test starts with good study skills
 - Pay attention in class, take notes, do all homework assignments, study on a regular basis.
- ◉ Studying should happen daily, not a cram session the night before the test
 - short-term vs. long-term memory
- ◉ End of chapter tests are a great way to quiz yourself before the exam

BEFORE THE TEST

- ◉ Get plenty of rest the night before, eat a snack, and use the restroom prior to the exam
- ◉ Show up to class early to review your notes one final time in the testing setting.
 - Visual cues
- ◉ Attend any review sessions.
- ◉ Highlight anything the teacher says is going to be on the test.

BEFORE THE TEST

- ◉ Study well before the last class prior to the test so you know where you need clarification.
- ◉ Ask what the test will cover (never hurts to try).
- ◉ Don't miss the class before the test. That is often when the teacher will discuss the format of the exam.
- ◉ Review all of your materials (textbook, notes, assignments, etc.)
- ◉ Make flash cards
- ◉ Don't spend time on what you already know

DURING THE TEST

- ◉ Pace yourself. Quickly decide how much time to spend on each section.
- ◉ Answer or abandon. Return to those you abandoned at the end. Don't spend too much time on any one question
- ◉ Underline what the question asks you to do. Slow down and read the question carefully.
 - Choose the answer that does not represent the industrial revolution.

DURING THE TEST

- ◉ Don't leave questions blank(unless there is a penalty)
- ◉ Don't change your answer unless you are absolutely certain
- ◉ Read instructions carefully

◉ Stay on topic

- Who has been the most influential person in your life?

My father is the most influential person in my life. He has taught me to be responsible, to have a positive attitude, and to treat others the way I want to be treated. He was even my baseball coach when I was younger. I like baseball. My favorite baseball player is Buster Posey. One time I even caught a fly ball at a Giants game. Hopefully when I grow up I will play for the Giants. They are my favorite team. Hopefully they will win the World Series this year. That would be incredible.

- BEFORE YOU GET TOO FAR, GO BACK AND REREAD THE PROMPT. ARE YOU ANSWERING THE QUESTION?? An outline might help you stay focused.

WHAT IF I DON'T KNOW THE ANSWER?

- Eliminate wrong answers first (process of elimination)
 - Television and radio are
 - A. ~~Used by animals~~
 - B. ~~Used by fish~~
 - C. Means of communication
 - D. ~~Means of visual communication~~
- Avoid absolutes (never, always)
 - When the preservative monoglate is added to food
 - A. The food rarely spoils
 - B. The food **always** changes color
 - C. The food **never** changes color
 - D. The food **never** spoils

WHAT IF I DON'T KNOW THE ANSWER?

- ◉ Look for hints or clues in other test questions
- ◉ The more detailed answers tend to be the correct answer
 - The most common use of bason solution is
 - A. Fermentation
 - C. As a cleaning compound
 - B. **As the organic catalyst found in oil solvents**
 - D. Pigmentation
- ◉ Eliminate similar answers (assuming there is no option for “all of the above”)
 - Architects stopped using argronimum in construction because
 - A. It was too expensive
 - C. It wasn't strong enough
 - ~~B. It was too heavy~~
 - ~~D. It weighed too much~~

AFTER THE TEST


- ◉ Immediately after the test, take notes on the questions where you were stumped. Review the answers at home because they may reappear on a mid-term or final.
- ◉ When you get the test back, review the answers . Make sure you find out where you went wrong. Ask the teacher for clarification if needed.
- ◉ Save the test to study if allowed.

LOOKING TO STUDY FOR A SPECIFIC EXAM?

- CAHSEE: <http://www.cde.ca.gov/ta/tg/hs/resources.asp>
- STAR: <http://www.cde.ca.gov/ta/tg/sr/css05rtq.asp>
- SAT: <http://sat.collegeboard.org/practice/>
- PSAT: <http://www.collegeboard.com/student/testing/psat/prep.html>
- ACT: <http://www.actstudent.org/testprep/>
- SAT, ACT, and PSAT: <https://number2.com/>

BIG FUTURE PARENT ACTION PLAN

<https://bigfuture.collegeboard.org/get-started/for-parents>



[Find Colleges](#)

[Get Started](#) ▾ [Find Colleges](#) ▾ [Explore Careers](#) ▾ [Pay for College](#)

[Home](#) / [Get Started](#) / [For Parents](#)

For Parents

Parent Action Plan: 12th Grade

Parents: From college applications to high school graduation, this is going to be a busy year for you and your 12th-grader. Are you ready?

[Go](#)

Parent Action Plan: 11th Grade

Parents: Are you ready to help your 11th-grader search for colleges, get ready for college admission tests and research financial aid?

[Go](#)

Parent Action Plan: 10th Grade

Parents: Tenth grade is a great time to decide on college "must-haves" and explore career ideas. Find out how to help your child.

[Go](#)

Parent Action Plan: 9th Grade

Parents: Find out how you can help your 9th-grader adjust to high school and begin to think about college.

[Go](#)